



PROJECT		L3 Jorhat Interior Bill of Quantities				DATE	
						09-07-2021	
Sl. No.	Item Code.	Description of Work	Unit	Quantity	Rate	Amount	
		NOTES:					
		The description of an item shall be deemed to include all preambles, headings, sub-headings and references to other documents.				-	
		The scope of work includes preparation of detailed Interior GFC / shop drawings covering all the areas including all furniture layouts, interfacing with base architectural finishing details. These drawings shall be reviewed and approved by the Consultant for execution at site.				-	
		The contractor should refer to the specifications mentioned and the Interior representation of Concept Views to prepare the detailed Interior drawings for all items of work to provide the finished item to the Client complete in all respect.				-	
		Tenderers are instructed to quote "rate only" for all QRO items without fail and not to enter any amount in the amount column. The rates quoted under QRO items is negotiable during the evaluation of the tender and the rationalised rate only will be considered if there is a need to operate QRO items during execution. Any percentage of discount / rebate offered by the tenderer during negotiation is applicable on all the quoted rates of the tendered items including "QRO" Items.				-	
		The rates quoted shall be inclusive of all mock-ups and also physical sample submission (all materials including Loose furnitures selected) for Consultant approval as required / instructed; prior to any mass production or procurement as per complete satisfaction of the Client and Architect. Inclusive of dismantling, demolishing and carting the material and making good of the surface as required and as per the instructions of the Architect.				-	
		Any integration / coordination for Interior finishes with MEP services / Special services & Medical equipment Vendor shall be in the scope of the Interior contractor				-	
		The Tenderers are requested to inspect the site and obtain for themselves at their own expense all necessary information and particulars to enable them to submit the tender along with detailed shop drawings.				-	
		Items of work provided in this schedule but not covered in the specifications shall be executed strictly as per instructions of the engineer-in-charge/PMC.				-	
		Unless specifically mentioned otherwise in the contract, the tenderer shall quote for the finished items and shall provide for the complete cost towards labour, materials, plant and machinery, operational costs, levies, taxes, transport, repairs, rectification, maintenance till handing over, revenue expenses, contingencies, overheads, profits and all incidental items not specifically mentioned but reasonably implied and necessary to complete the works according to the contract.				-	
		The quantities of the various items mentioned in the schedule of items are approximate and may vary up to any extent or be deleted altogether. The quoted rates of each item shall remain firm for all works and quantities. The contractor, in his own interest, should get an indication of the probable extent of the work to be executed under any particular item in this schedule, before undertaking any preliminary and enabling work or purchasing bought out components related to the work.				-	
		Rates shall be quoted both in figures and in words in clear legible writing. No overwriting is allowed. All scoring and cancellations should be countersigned by the tenderer. In case of illegibility, the interpretation of the engineer shall be final. All entries shall be in English language.				-	
		Engineer-in-charge's decision shall be final and binding on the contractor regarding clarifications of items in this schedule with respect to the other sections of the Contract.				-	
		It may be noted that the total work or any part / parts of the same may be awarded as mentioned in this schedule of items.				-	
		Any debris generated out of the said work may be cleared on priority basis from the Site. The contractor shall arrange for temporary storage of material at the site, for hoisting material to the upper floors, for bringing debris and waste down etc.				-	
		The door size mentioned is the overall opening size				-	
		Rates for all exposed T.W. members and lipping shall include cost of melamine finish.				-	
		The rate of all units to be inclusive of matched locks for individual work space every drawer and shutter to be provided with locks of approved make				-	
		The abbreviations used in the Specification and Bill of Quantities shall be read as follows :				-	
		IS :- Indian Standard				-	



Sl. No.	Item Code.	Description of Work	Unit	Quantity	Rate	Amount
		A.S.T.M :- American Society for Testing and Materials				-
		A.W.S :- American Welding Society				-
		MM or mm :- Millimetre /s				-
		CM and cm :- Centimetre /s				-
		RM (rm) / RMT (Rmt) :- Running metre /s				-
		KG (kg) :- Kilogram /s				-
		Tonne/t/MT :- Metric ton/s (1000 Kilogram's)				-
		Dia. :- Diameter				-
		Sqm :- Square metre				-
		Cum:- Cubic metre				-
		No.:- Number/s				-
		Qty.:- Quantity				-
		L.S :- Lump sum.				-
		QRO:- Quote rate only.				-
		Drg. No. :- Drawing number				-
		PCC:- Plain Cement Concrete				-
		RCC:- Reinforced cement concrete				-
		HSD:- High Yield strength Deformed bars.				-
		MS:- Mild Steel				-
PART A						
1.00	CIVIL & WET WORKS					-
	1.01	Plaster of Paris: (Reception)				-
		Providing and finishing Plaster of Paris Punning over cement plastered wall surface to be finished in line and plumb with smooth surface ready to receive paint base.				-
		(A) Average thickness: 12mm.	Sqm	55		-
		(B) Average thickness: 19mm.	Sqm	25		-
	1.02	Vitrified Tile Dado - 900~1200mm High				
		Providing and dadoing of first quality vitrified tile skirting on wall of approved colour and make and size (600mmx600mm) as per design & manufacturer's instruction. Cost includes, base mortar upto 40mm thk in ratio 1:4 (1 part of cement to 4 parts of sand) with appropriate line and level as per architects and site engineer's instructions, Laying tiles on a thin cement slurry paste & including curing, waxing, Machine cutting to the required size from the tiles etc, the rate shall include all wastages, proper neat finishing of joints between skirting and wall, chasing wall where necessary & making good plastering at junctions, acid wash, curing etc complete and including necessary protection after laying. Tile joints to have 3mm wide spacer filled with epoxy grout of approved color by architects. Laying & fixing details as suggested by the manufacturer to be followed. Cost includes of base wall / floor preparation to plumb / level. Vitrified tile; Basic rate of tile- Rs.540/- per sq.m.	Sqm	160		-
	1.03	Vitrified Tile Dado - 3150mm High (Lift Wall)				
		Providing and dadoing of first quality vitrified tile (800mmX1600mm) on wall of approved colour and make and size as per detail drawing & manufacturer's instruction. Cost includes, base mortar upto 40mm thk in ratio 1:4 (1 part of cement to 4 parts of sand) with appropriate line and level as per architects and site engineer's instructions, Laying tiles on a thin cement slurry paste & including curing, waxing, Machine cutting to the required size from the tiles etc, the rate shall include all wastages, proper neat finishing of joints between skirting and wall, chasing wall where necessary & making good plastering at junctions, acid wash, curing etc complete and including necessary protection after laying. Tile joints to have 3mm wide spacer filled with epoxy grout of approved color by architects. Laying & fixing details as suggested by the manufacturer to be followed. Cost includes of base wall / floor preparation to plumb / level. Vitrified tile; Basic rate of tile- Rs.750/- per sq.m.	Sqm	50		-
	1.04	Granite Dadoing - Above lintel upto False ceiling (Reception / Lift Lobby)				

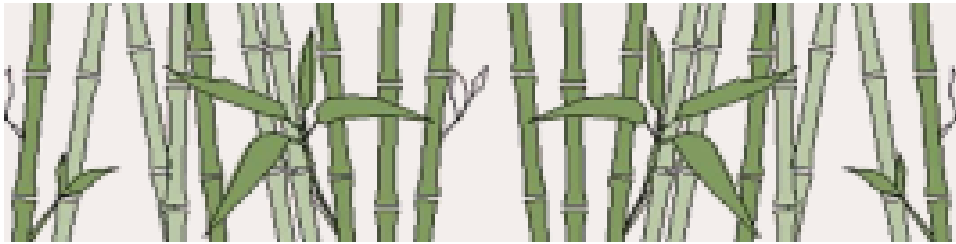

Sl. No.	Item Code.	Description of Work	Unit	Quantity	Rate	Amount
		Providing dadoing with Pre-polished Granite of approved colour, make and size set in CM 1:4, 18mm thick backing, cement slurry, pointing with tinted white cement to match the colour of stone. The rate to include for fixing the granite on to the wall as per pattern directed by the Architects, including curing, acid wash etc., complete. (Basic rate Rs 2150 sqm)	Sqm	55		-
	1.05	Granite Architrave / Jamb - 300mm thk (Lift Lobby / Cafeteria)				
		Providing dadoing with Pre-polished Granite of approved colour, make and size set in CM 1:4, 18mm thick backing, cement slurry, pointing with tinted white cement to match the colour of stone along service counter openings. The rate to include for fixing the granite on to the wall as per pattern directed by the Architects, including curing, acid wash etc., complete. (Basic rate Rs 2150 sqm)	Sqm	6		-
	1.06	Granite Threshold - 200mm~300mm thk (as per drawing)				-
		Providing and Laying with Pre-polished Granite of approved colour, make and size set in CM 1:4, 18mm thick backing, cement slurry, pointing with tinted white cement to match the colour of stone along door openings. The rate to include for fixing the granite on to the floor as per pattern directed by the Architects, including curing, acid wash etc., complete. (Basic rate Rs 1500 sqm)	Sqm	QRO		-
	1.07	POP Protective Layer				-
		Providing POP protective layer over polythene sheet for protection of the floor of Granite/Tiles till handing over the building as directed by the engineer - in - charge. The rate quoted shall included, removing debris , cleaning with acid wash, etc complete.	Sqm	380		-
1.00	TOTAL FOR 1. CIVIL WORKS					-
2.00	PARTITIONS & ASSOCIATED WORKS					-
		<u>NOTE:</u> (Applicable to all items from Item no - 2.01 to 2.04) : Aluminium box section to be provided wherever required for extra support to fix aluminium skirting, doors, storages, writing boards, glass boards, softboards, projection screens, LCD, Plasma, paintings, artefacts, display, light fixtures, niches, glazed partition, mirrors, reader panel as per architects instructions. Rooms with LCD mounts to have sufficient aluminium box section framework & plywood support to house the bracket / mount. The partition cost should include Borer / Antitermite treatment for salwood and plywood as per architects instructions and dwg. Also cost to include making cut outs for AC ducts / Electrical works / Security systems / other services works / Switches / Sockets etc., complete. Wherever required by contractors and on completion of ducting, wiring work, the opening / cutouts to be closed as not to allow any transmission of sound or air as per architect's / PM's instructions.				-
		1) Control joints to be incorporated wherever the length of the partitions is more than 10m.				-
		2) All GI steel to be marked with "GYPSTEEL" which is a standard hologram of India gypsum.				-
		3) The rate to be inclusive of additional frame work for white boards, panelboards, over head storages, counter fixing.				-
		4) Angle beads have to be used at the external angles to get straight line and finish and protection from impacts.				-
		5) Edge beads have to be used to protect the exposed edges of Gypboard. The edges can be at the opening for doors, windows, glazing, etc or any other exposed edges.				-
		6) For all full height partitions mode of measurement will be up to False ceilings.				-
						-
	2.01	Providing and Fixing Full HT 100mm thk Partition W/ MR Grade Gypsum on both sides - GI Frame without Insultion (Rate not to include above ceiling partition)without insulation - Partition from Finished flooring level till false ceiling level - (ICU / Chemotherapy Wash Basin Partition Walls)	Sqm	15		-

Sl. No.	Item Code.	Description of Work	Unit	Quantity	Rate	Amount
						
		Framework				-
		Providing and fixing of Gypsteel® Ultra stud partition formed of 48mm Gypsteel® Ultra studs (0.55mm thick having one flange of 34mm and another flange of 36mm made of GI Steel) placed at 610mm centre to centre in 50mm Gypsteel® Ultra floor and ceiling channel (0.55mm thick have equal flanges of 32mm made of GI steel) with joints staggered to avoid leakage through joints. A fixing channel of 99mm width (0.9mm thick having two flanges of 9.5mm each) has to be provided at the horizontal joints of the two boards				
		Provide an additional Aluminium Box Section of size 50mm x 100mm as spacer at the true ceiling level of 2.5mm thk and sub frames for doors and glazed openings while fixing the frame work as per details				-
		Provide 19mm thick ply fixed to the screeded flooring on which GI channels of size as per details to be fixed. GI ultrastuds to be then fixed on GI Boxing.(if necessary as per site conditions)				-
		Cladding				-
		The framework to be cladded on both sides (till the false ceiling) with two layers of 12.5 mm thk tapered edge Moisture Resistant gypsum board (IS-2095/1982) in line and level screw fixed with 25mm & 35mm drywall screws @ 300mm c/c with staggered joints to avoid leakage through joints and finished with proprietary supplied jointing tape and compound as per manufacturer's specification. Joints to be sand papered to achieve a smooth and seamless finish. Care must be taken that the plasterboards are raised 3mm from the floor and in this gap, chaulking compound is injected, for successive layers and similarly for the true ceiling channel. Gypsum partition to be installed as per India Gypsum / Gyproc or equivalent specifications.				-
		Finishes				-
		Moisture Resistant Gypsum surface till the false ceiling - Providing and applying three coats of Anti-microbial Luster enamel paint of desired shade, of approved make or equivalent on internal wall surfaces wherever required at all heights to give an even and uniform shade, applied over 2 coats of primer and putty of approved make as per manufacturer specification fully to give a smooth and even surface including thoroughly brushing the surface free from water / mortar dropping and other foreign matter and sand papered smooth, complete per manufacturers specifications and as directed.				-
		Special Provisions				-
		A) Contractor to make provision for all electrical/networking boxes and to provide dia cut-outs as required. Electrical/Network boxes /other services to be provided at desired height and location as indicated in the drawing.				-
		B) All junctions between materials, columns, walls, etc to have necessary groove with Aluminium 'L' angle as per details				-
		C) All exposed edges / corners/ grooves to have proprietary corner / edge bead sections/channels as per Architect's instructions				-
		D) All exposed gyp board edges to be fixed with Beadex self adhesive				-
		E) At all locations where services are penetrating the partition above false ceiling to have salwood frame work around the duct/cable tray/pipe and the gaps between the frame work and service to be filled with appropriate fire stop material as directed				-


Sl. No.	Item Code.	Description of Work	Unit	Quantity	Rate	Amount
	2.02	Fabricating and fixing Glazed Partition comprising of 10mm thk toughened glass with polished edge and using SS pedestals of size 50 x50mm & necessary patch fittings as per detailed drawings. Glass shall be securely fixed to the pedestal / concealed U channel in the ceiling using proprietary rubber gaskettes. Samples of the sections along with mockup shall be shown for approval before placing orders. Cost of framework to hold glass above false ceiling will be measured seperately. Cost to include filling joints with silicon sealant where ever applicable. Glass height 1000mm based on location in widths of 1200 per piece of glass. Mode of measurement: Only visible area of the partition below false ceiling shall be measured and paid for. Distance between two butt jointed glass panels not to exceed 4 mm. Edges and grooves between glass panels to be filled with clear silicon sealant neatly applied as indicated in the drawing, all complete - Fixed glazing from 300mm above counter level till lintel level (Pharmacy / Cafeteria Service Counter)	Sqm	5		-
						
	2.03	Modular Aluminium Skirting - 100mm HT (Bottomline make)				-
		Providing and fixing of matt natural anodised skirting profile of 100mm height inclusive of all accessories and installation as per the manufacturers specifications. Rate should include preparation of surface. The skirting shall be fixed as per details & Architects instructions. Rate should include wall chipping, plastering. Make: Bottom line Model: Easyfix - 100mm High or similar from Gradus / Equivalent	Rm	QRO		-
	2.04	Laminate Skirting - 100mm HT - on wall / furniure				-
		Providing and fixing 100mm high laminate skirting on wall formed out of 12mm thk commercial ply and finished with laminate of approved shade. To have necessary groove painted to approved colour as per details. Rate should include wall chipping, plastering, punning & necessary 'C' channels.	Rm	QRO		-
2.00	TOTAL FOR 2.00 PARTITIONS & ASSOCIATED WORKS					-
3.00	PANELING WORKS					
						-
	3.01	Laminate paneling (direct on wall)				-
		Fabricating and fixing of 12mm BWR ply onto the existing wall surface by means of approved wooden screws/nails and to be finished with approved 1mm laminate. To have necessary grooves as per details. To be in proper line and level as per architects instructions.	Sqm	QRO		-
	3.02	Laminate paneling (with spacers) (Radiotherapy , OPD Corridor. Column Panels, etc)				-
		Fabricating and fixing of 12mm BWR ply onto framework using 2.5mm thk aluminium box section of size 50mm x 75mm on the existing wall surface by means of approved screws/nails and to be finished with approved 1mm laminate. To have necessary grooves as per details. To be in proper line and level as per architects instructions, all complete.	Sqm	10		-
		Special Provisions				-
		Special note : Provide BWR ply and aluminium box section of size 50x75mm 2.5mm gauge framework at a spacing of 600mm x 600mm as required as per details				-
		Contractor to make provision for all electrical/networking boxes and to provide 30mm dia cut-outs as required. Electrical/Network boxes /other services to be provided at desired height and location as indicated in the drawing.				-
		All exposed edges / corners/ grooves to have proprietary corner / edge bead sections/channels as per Architect's instructions				-


Sl. No.	Item Code.	Description of Work	Unit	Quantity	Rate	Amount
	3.03	Plywood paneling with Paint finish				-
		Fabricating and fixing of 12mm BWR ply onto framework using 2.5mm thk aluminium box section of size 50mm x 75mm on the existing wall surface by means of approved screws/nails and to be finished with 2 coat of Acrylic emulsion paint of approved shade over 2 coats of putty neatly finished to get a level surface. Shall be in proper line and level as per architects instructions, all complete.	Sqm	260		-
		Special Provisions				
		Special note : Provide BWR ply and aluminium box section of size 50x75mm 2.5mm gauge framework at a spacing of 600mm x 600mm as required as per details				-
		Contractor to make provision for all electrical/networking boxes and to provide 30mm dia cut-outs as required. Electrical/Network boxes /other services to be provided at desired height and location as indicated in the drawing.				-
		All exposed edges / corners/ grooves to have proprietary corner / edge bead sections/channels as per Architect's instructions				-
		GREEN LAM LAMINATES - 776 Java Teak as per area of application. Refer Concept Presentations.				
	3.04	Laminate paneling - Min. 75 Thickness to conceal existing conduits (with spacers) (LINAC)				-
		Fabricating and fixing of 12mm BWR ply onto Framework using 2.5mm thk 50x75mm aluminium box section framework on the existing wall surface by means of approved screws/nails with LEAD Protective Lining and to be finished with approved 1mm laminate. To have necessary grooves as per details. To be in proper line and level as per architects instructions, all complete.	Sqm	120		-
	3.05	Laminate paneling - 100mm THK(with spacers) (ICU / Chemotherapy / Single Room / General Ward)				-
		Fabricating and fixing of 12mm BWR ply onto aluminium framework of with aluminium box sections of size 50x75mm and thickness 2.5mm for depth of 100mm on the existing wall surface by means of approved screws/nails and to be finished with approved 1mm laminate. To have necessary grooves as per details. To be in proper line and level as per architects instructions.	Sqm	80		-
		Special Provisions				-
		Special note : Provide 50x75mm aluminium box section with 2.5mm thickness - framework spacers as required as per details				-
		Contractor to make provision for all gas lines/electrical/networking boxes and to provide 30mm dia cut-outs as required. Gas Outlets / Electrical/Network boxes /other services to be provided at desired height and location as indicated in the drawing.				-
		All exposed edges / corners/ grooves to have proprietary corner / edge bead sections/channels as per Architect's instructions				-
		GREEN LAM LAMINATES - 776 Java Teak as per area of application. Refer Concept Presentations.				
	3.06	Stone Veneer panelling (with spacers) (Reception / Help Desk / Radiotherapy Backdrops)				-
		Fabricating and fixing of 12mm bwr ply boxing onto aluminium framework using 2.5mm thk 50mmx75mm / 60mm X 65mm aluminium box section on the existing wall surface by means of approved screws/nails and to be finished with approved stone veneer. To have necessary grooves as per details and cost to include CNC cut "moss inlay" and cove lights as per detail drawings. To be in proper line and level as per architects instructions, all complete. Selection : Series - Stontecch, Shade - Silver Grey Quartzite Base Rate : Rs.100/Sq.ft (material)	Sqm	40		-

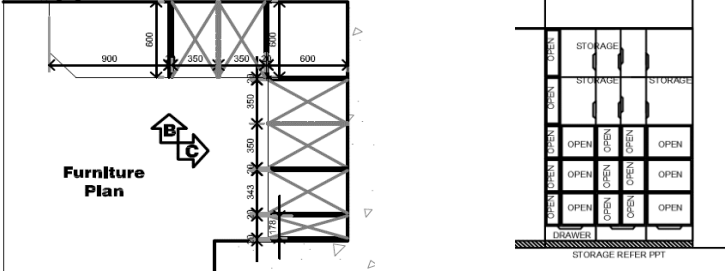
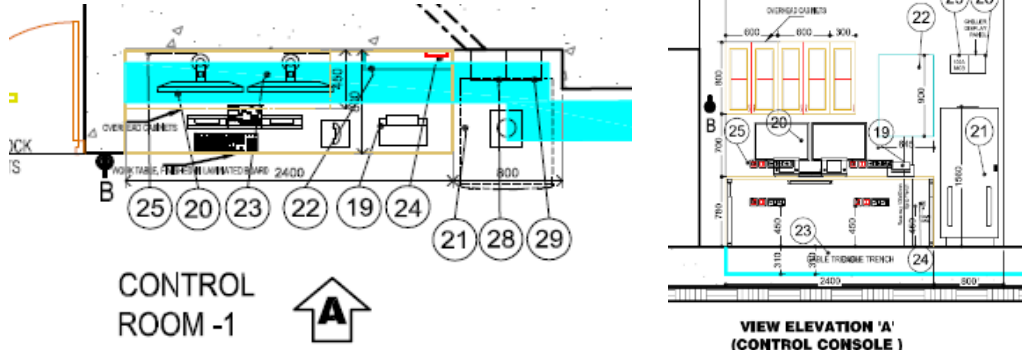
Sl. No.	Item Code.	Description of Work	Unit	Quantity	Rate	Amount
		 				-
	3.07	Lacquered glass panelling (Reception / Nurse's Station)				-
		Providing & Fixing 8mm thk Lacquered Glass (Saint Gobain) on over the plywood backing. Cost to include Adhesive: Clear Neutral Silicon of make GE winsil 20 / silpruf or DOW CORNING 789/995; Procedure: Apply all along the periphery & Horizontal lines @ 50mm c/c across the full surface on the backing ply, of required strength to hold the glass safely. Glass shall be precisely cut to size & edges to be machine polished. Cost to include 12mm Plywood backing with antitermite treatment and Bottomline; coner guard as per drawing with 3M double side tape and hat chanel of 5 - 10mm as per drawing. Rate to be inclusive of wastage. color as per architects design.Make : Saint gobain , Model : Ultra white or any other approved shade	Sqm	15		-
	3.08	MDF boxing - Back of Vinyl Graphics (Cafeteria / Single Room / Consultation Room)				-
		Providing and fixing in proper line and level, 12mm PLY backing with 6mm thick MDF over of approved make and sample on to aluminium framework using aluminium box section of size 50mmx75mm and thickness 2.5mm by means of approved screws/nails. The MDF surface finished in sunboard & to be ready to take vinyl graphics.	Sqm	190		-
	3.09	Column Paneling with Laminate (Reception)				-
		Providing and Fixing 6mm flexi-ply frame work on column with aluminium framework up to 3150mm and finished it with approved laminate to be fixed.	Sqm	30		-
		Special Provisions				-
		Special note : Provide BWR ply and aluminium box section of size 50x75mm 2.5mm gauge framework at a spacing of 600mm x 600mm as required as per details				-
		Contractor to make provision for all electrical/networking boxes and to provide 30mm dia cut-outs as required. Electrical/Network boxes /other services to be provided at desired height and location as indicated in the drawing.				-
		All exposed edges / corners/ grooves to have proprietary corner / edge bead sections/channels as per Architect's instructions				-
3.00	TOTAL FOR 3.00 PANELING WORKS					-
4.00	WALL FINISHING WORKS					
	4.01	Acrylic Emulsion Stencil Painting-Type-1: (Bamboo Strip Pattern 300 - 450mm wide) (Emergency /Chemo / General ward)				-
		Horizontal Strip Wall Painting with stencil using emulsion paint of approved shade of pattern uniformly as per manufacturers specifications, on wall surface / gypboard partitions / Gyp panneling and ceiling. cost includes surface preparation, primer coats, levelling patti Colours as per architect's detail. NOTE : Design - pattern already provided as per Concept presentation. Vendor shall quote as per rates arrived accordingly.The Interior Contarctor shall develop detail shop drawings / stencil cad drawings using grid methods with reference to the Interior Concept presentations.	Sqm	60		-



Sl. No.	Item Code.	Description of Work	Unit	Quantity	Rate	Amount
						
	4.02	ACRYLIC EMULSION PAINTING: (Stencil Type - 2 - Bamboo Pattern) (Reception / Radiotherapy / LINAC / Emergency / OPD Waiting / OPD Corridor / Chemo/ MRI)				
		Vertical Wall Painting with stencil using emulsion paint of approved shade of pattern uniformly as per manufacturers specifications, on wall surface / gypboard partitions / Gyp panneling and ceiling. cost includes surface preparation, primer coats, levelling patti Colours as per architect's detail. NOTE : Design - pattern already provided as per Concept presentation. Vendor shall quote as per rates arrived accordingly.The Interior Contarctor shall develop detail shop drawings / stencil cad drawings using grid methods with reference to the Interior Concept presentations.	Sqm	215		-
						
4.00	TOTAL FOR 4.00 WALL FINISHING WORKS					-
5.00	FALSE CEILING & ASSOCIATED WORKS					
	5.01	Metal Ceiling (Reception)				-
		Supply and fixing of Luxalon Closed Ceiling System as manufactured by Hunter Douglas Architectural Products or equivalent. The longitudinal panels - 150mm wide and finish as per architect's choice are clipped on to Rows of 0.6 Fe/0.95 Alu roll formed carrier swith max length of 5000mm . The panels abut each other with a narrow V-groove. Panels can be combined as required in the ceiling. Panels to be manufactured from pre-painted, stove enamelled, alloy HD5050 or equal (according to EN 1396 and ECCA). All panels to be securely clipped to carriers in accordance with manufacturers recommendations, Panels to be joined in length by using the relevant Luxalon splice. Maximum panel length to be 6000 mm. System to include Wall L-panel as per architect's specification option. The price should include the cost of making any cuts and openings for lights and other fittings, all inclusive.Make : M/s Hunter Douglas. Paint Shade : 8620 Pine or similar from Armstrong / USG / Equivalent approved by Client	Sqm	96		-
	5.02	Stretch Ceiling (For Radio diagnostic rooms including MRI)				-

Sl. No.	Item Code.	Description of Work	Unit	Quantity	Rate	Amount
		Supply and Fixing :(Brand Euroceil) ceiling with Stretch ceiling on MS structure fitted to ply boxing with Anchor fastner. Stretch material Finish : Translucent PVC Membrane Color : Printed (EC1-TR-011) GE LED with PCU Charges for Lighting Solutions CV Dimmer Repeater Circuit Design For Dimmer & Repeater with Accessories . Size as per detailed dwgs.	Sqm	35		-
	5.03	Cove in Gypsum				-
		Making 75mm x 100mm cove as/detail in gypboard and POP including plastic emulsion paint matching with gyp ceiling as per architect's approval.. The rate shall be inclusive of necessary framework, making cutout for light fixtures, bulkheads, internal & external vertical facia etc. complete. Cove section includes exposed L-Shaped gyp work.	Rmt	30		-
	5.04	Pelmet - Size (150mmX150mm)				-
		Providing and fixing of pelmet made of 19mm commercial ply finished with laminate of approved shade as per details and Architect's instructions. Pelmet to be fixed to the true ceiling/closest structural support with aluminium supports as per directions. Rate to include necessary cutouts to accommodate AC grills, Electrical cutouts as per details. To have necessary grooves and to be fixed with necessary sealant as per architects instructions. Pelmet to accomodate blinds as per details. Neat joint to be achieved between the Gyp ceiling and the Pelmet.	Rm	QRO		-
	5.05	TRAP DOOR:				-
		Providing & fixing Saint Gobain / equivalent Concealed type trap-doors of size as required with PROPRIETARY frame around the same as per details in ceiling as per manufacturer's specifications; finished with paint as directed Gi powder coated. (Sizes 550mmx550mm-minimum , 600mm X1200mm) Make : Saint Gobain/ Knauf equivalent.	Nos	25		-
5.00	TOTAL FOR 5.00 FALSE CEILING & ASSOCIATED WORKS					-
6.00	BUILT-IN FURNITURE WORKS					-
	6.01	Reception / Help Desk Table (Type 1)				-

Sl. No.	Item Code.	Description of Work	Unit	Quantity	Rate	Amount
		<p>Providing and fixing of base table shape made of 18mm BWR ply with flap open Top and Front door wherever necessary all as per detail. Table top and supports to be made of 18mm double layer BWR ply with storage units as per design - 2 nos pull out drawers and one openable shutter (all lockable). Storage to have necessary shelves formed of 18mm BWR ply finished with 1mm antibacterial laminate. Shutters to be postformed. Shutters to be provided with necessary hardware like spring loaded hinges, tower bolts, SS handles, magnetic catchers and locks etc., of approved make and quality. Cost to include keyboard tray, cpu tray, wire management wherever applicable and should include fixing of LED strip lighting as per design all complete. Cost also to include Vertical Tabletop Panel along edge of table wherever applicable as per detail drawing. Cost also to include antitermite treatment / borer treatment for plywood.</p> <p>>> All the exposed surfaces (Outer and Inner vertical surfaces) to be finished with 1mm thk antibacterial laminate - <u>55% of Exterior Finishes in 1mm Laminate.</u></p> <p>>> Rate inclusive of Solid Acrylic Surface material at locations (Table Top and Front Fascia) all as specified as per drawing - horizontal and vertical surfaces to have 12mm Solid Acrylic Surface (including Curved edges, curved surfaces etc) and inclusive of required fixing materials & clear adhesives, and to include magaram joint, buffing, pasting, making of cut outs etc as per design, all complete. Note - Curved surfaces cost to include thermoforming, etc all complete. Cost to be inclusive of 12mm ply backing with framing for solid acrylic surface material. - <u>45% of Exterior Finishes in Solid Acrylic Surface material.</u></p> <p>>> Inside surfaces to be finished with 1mm thk antibacterial laminate and with 2mm PVC Edge Bands and SS corners wherever required as per drawing. - <u>50% of running length to have storage (which includes 2 drawers and 1 openable shutter) with inside finish with 1mm antibacterial laminate.</u></p> <p>>>Table Dimension: <u>Height</u> is 750mm(Table Top- Part) & 1050mm - Solid Acrylic Surface (Ledge Top - Part) <u>Depth</u> is 750mm all as per drawing Note : The bidder to refer the Basic architectural drawing / Furniture layout provided along with Tender documents and prepare detail drawings to arrive at rate based on each area of application Acrylic Solid surface - Corian - Camio White / LG - TAMBORA VE 01 / LG -OPAL32 or similar approved Shade in line with the respective Interior Concept Presentation. Laminate : GREEN LAM LAMINATES - 776 Java Teak</p>	RM	12		-
						-
6.02		Reception Table / Help Desk (Type 2)				-


Sl. No.	Item Code.	Description of Work	Unit	Quantity	Rate	Amount
		<p>Providing and fixing of base table shape made of 18mm BWR ply with flap open Top and Front door wherever necessary all as per detail. Table top and supports to be made of 18mm double layer BWR ply with storage units as per design - 2 nos pull out drawers and one openable shutter (all lockable). Storage to have necessary shelves formed of 18mm BWR ply finished with 1mm antibacterial laminate. Shutters to be postformed. Shutters to be provided with necessary hardwares like spring loaded hinges, tower bolts, SS handles, magnetic catchers and locks etc., of approved make and quality. Cost to include keybord tray, cpu tray, wire management wherever applicable and should include fixing of LED strip lighting as per design all complete. Cost also to include Vertical Tabletop Panel along edge of table wherever applicable as per detail drawing. Cost also to include antitermite treatment / borer treatment for plywood.</p> <p>>> All the exposed surfaces (Outer and Inner vertical surfaces & Table Top) to be finished with 1mm thk antibacterial laminate - <u>70% of Exterior Finishes in 1mm Laminate.</u></p> <p>>> Rate inclusive of Solid Acrylic Surface material at locations as specified as per drawing - horizontal and vertical surfaces to have 12mm Solid Acrylic Surface (including Curved edges, curved surfaces etc) and inclusive of required fixing materials & clear adhesives, and to include magaram joint, buffing, pasting, making of cut outs etc as per design, all complete. Note - Curved surfaces cost to include thermoforming, etc all complete. Cost to be inclusive of 12mm ply backing with framing for solid acrylic surface material. - <u>30% of Exterior Finishes in Solid Acrylic Surface material.</u></p> <p>>> Inside surfaces to be finished with 1mm thk antibacterial laminate and with 2mm PVC Edge Bands and SS corners whever required as per drawing. - <u>50% of running length to have storage (which includes 2 drawers and 1 openable shutter) with inside finish with 1mm antibacterial laminate.</u></p> <p>>>Table Dimension: <u>Height</u> is 750mm(Table Top- Part) & 1050mm - Solid Acrylic Surface (Ledge Top - Part) <u>Depth</u> is 750mm all as per drawing Refer the Basic architectural drawing / Furniture layout provided along with Tender documents and prepare detail drawings to arrive at rate based on each area of application Acrylic Solid surface - Corian - Camio White / LG - TAMBORA VE 01 / LG -OPAL32 or similar approved Shade in line with the respective Interior Concept Presentation. Laminate : GREEN LAM LAMINATES - 776 Java Teak</p>	RM	60		-
						-
	6.03	Full Height Storage Unit (LINAC)				
		<p>Providing & fixing full height storages with 19mm ply length as per drawing, depth of 450mm, 2700mm height, all as per architectural detail drawings, with carcass to be of 22mm thk comercial ply and shutters of 25thk commercial ply finished with Laminate inside & outside with factory fit edge banding. Storage to have necessary shelves formed of 19mm ply finished with 0.8mm laminate. Shutters to be postformed. Shutters to be provided with necessary hardwares like spring loaded hinges, tower bolts, SS handles, magnetic catchers and locks etc., of approved make and quality.</p> <p>Rate to be inclusive of all necessary hardware -box hinge - (0mm cranking Model:316.31.500),9.5mm cranking (Model:316.31.501), locksets, spring loaded shutter latch inside, all cabinet hardware to be of make: Hettich.</p>				







Sl. No.	Item Code.	Description of Work	Unit	Quantity	Rate	Amount
		 <p>The first diagram, labeled 'Furniture Plan', shows a layout with dimensions: 900mm width, 800mm height for the main unit, and 350mm for the overhead storage. The second diagram, labeled 'STORAGE REFER PPT', shows a grid of storage compartments with labels like 'STORAGE', 'OPEN', and 'DRAWER'.</p>	Nos	2		-
6.04		Work counter with Overhead Storage (LINAC CONTROL CENTRE CONSOLE) Providing & fixing Work counter of 3200mm length x 750mm wide x 800mm height all as per architectural detail drawings, with carcass to be of 22mm thk commercial ply and shutters of 25thk commercial ply finished with approved Laminate by Architect inside & outside with factory fit edge banding. With Over head Storage of 450mm width & 800mm height as per detailed drawings with necessary shelves formed of 19mm ply finished with 0.8mm laminate. Shutters to be postformed. Shutters to be provided with necessary hardwares like spring loaded hinges, tower bolts, SS handles, magnetic catchers and locks etc., of approved make and quality. Rate to be inclusive of all necessary hardware -box hinge - (0mm cranking Model:316.31.500),9.5mm cranking (Model:316.31.501), locksets, spring loaded shutter latch inside, all cabinet hardware to be of make: Hettich.				
		 <p>The first diagram, labeled 'CONTROL ROOM -1', shows a plan view of the control room with numbered callouts (19, 20, 21, 22, 23, 24, 25, 28, 29) pointing to various components. The second diagram, labeled 'VIEW ELEVATION 'A' (CONTROL CONSOLE)', shows a side elevation of the control console with dimensions and numbered callouts (19, 20, 21, 22, 23, 24, 25, 26, 27, 28, 29).</p>	Nos	5		-
6.05		Doctor's Consultation Worktable Size- Main Table : 1500 x 750, Return Table :900 x 450	Nos	24		-
		RETURN TABLE Make : M/s Featherlite Model: Float Cabin Laminate Finish - GREENLAM LAMINATES - 776 Java Teak or equivalent from Godrej / Durian / StyleSpa.				-
		Table Top -Prelam PVC lipping				-
		Understructure : Aluminium				-
		RaceWay - below Table				-
		Accessories : Mobile Pedestal - 1 No (2 draws ans 1 openable shutter) & Side Storages with shelves with 2 openable shutters, all complete.				-




Sl. No.	Item Code.	Description of Work	Unit	Quantity	Rate	Amount
						-
	6.06	Consultation room - Wash Basin counter				-
		Providing and fixing Acrylic solid surface Wash basin counter of size 600mm x 600mm with below counter storage cabinet 450mm high to conceal the under counter Wash basin; cabinet made out of necessary aluminium frame and MR ply wood finished with 1mm thk laminate of approved shade and make. Includes providing all necessary provisions to neatly fix the sanitary & cp fittings, hardwares - hinges, profile handles etc. all complete to give finished product as directed by the Architect. Solid surface shall be of approved make - Corian or equivalent. The cost to include Acrylic Solid surface - Corian - Camio White / LG -OPAL32 or similar approved Shade in line with the respective Interior Concept Presentation. e silicon sealant at the edges as per detail. Cost should include Borer / Antitermite treatment for plywood.	Nos	15		-
						-
	6.07	Service Counter (LINAC)				-
		Providing & fixing of 19mm thk granite counter of 600mm depth formed out of 19mm thk BWP ply and cladded with granite with edges as per details. To have storage below counter as per details and to be made of 19mm BWP ply with lipped edges finished with 1mm thk laminate outside and inside to be finished with 0.8mm laminate. Shutters to be post formed laminate. Shutters to be fixed with all necessary accessories like hinges, tower bolts, magnetic catchers, locks, SS handles etc., as directed by architect. Provide adjustable shelves finished with 0.8mm laminate as per details. Also to provide necessary cut outs for fixing of switches, sockets, wash basin all complete. The cost to include silicon sealent at the edges as per details. Rate to include 150mm granite band above the counter as per details. Cost should include Borer / Antitermite treatment for salwood and plywood. Table Size: 8000mm x 1050mm height x 675mm(depth)	RM	5		-
	6.08	Over head Storage (All Areas)				-
		Providing and fixing overhead Storage Units 450mm Deep 600mm high of Length as per detailed drawings with carcass and shutters made out of 18 mm thk MR Ply. Shutters to be finished with 1mm thick approved laminate outside and 0.8mm laminate on the inside with 2mm edge banding. Hardware- Lock sets, self-closing hinges, spring loaded shutter latch inside, all cabinet hardware to be of make: Hettich /Ebco.	RM	130		-
	6.09	Under Counter Storage Units (All areas)				-




Sl. No.	Item Code.	Description of Work	Unit	Quantity	Rate	Amount
		Providing best quality below counter storage 850mm high with Aluminium frame with extruded built up sections of wall thickness not less than 2.0mm conforming to IS:733 7 IS:1285 of approved make, joints mitered and joined with Hettich Interimat 9936 fast assembly self closing nickel palated steel hinge inside to the concrete block of 150x100x100mm with the help of 75mm expandable dash fastner. Shutter, backing & Intermediate shelves shall be with Factory made 20mm MR Ply with 1mm Laminate finish on the outside and 0.8mm laminate finish on the inside of Approved make, the cost inclusive of all with necessary accessories like locks, SS brush finished handle, Magnetic catch, Hinges, Screw, hardware etc. grommet holes, all complete, as per architectural detail drawing. Laminate colours as per architect's approval with conveyance and taxes of all materials complete in all respect.	RM	135		-
	6.10	Cafeteria Cash Counter (Visitor)				-
		Providing and fixing of base table shape made of 18mm commercial ply with flap open door all as per detail. Table top and supports to be made of 18mm double layer ply with storage units as per design. Storage to have necessary shelves formed of 19mm ply finished with 0.8mm laminate. Shutters to be postformed. Shutters to be provided with necessary hardwares like spring loaded hinges, tower bolts, SS handles, magnetic catchers and locks etc., of approved make and quality. All the exposed surfaces to be finished with 1mm thk laminate and inside surfaces to be finished with 0.8mm laminate and with PVC Edge Bands and SS corners wherever required as per drawing. Cost to include keybord tray, cpu tray, wire management wherever applicable and should include fixing of LED strip lighting as per design all complete. Cost also to include antitermite treatment / borer treatment for salwood / plywood. Table Size: 1500mm x 750mm(Part height)&1050mm(Part height) x 750mm(depth)	Nos	1		-
6.00	TOTAL FOR 6.00 BUILT-IN FURNITURE WORKS					-
7.00	MISCELLANEOUS WORKS					
	7.01	Colour Frost film				
		A) Supply & Application of Frost/Privacy Film for Glass Partitions .(The successful vendor should submit 10 years Warranty certicate to the clients. Product to be certified by Manufacturer's Representative) (Reception)	Sqm	30		-
		Make: 3M or equivalent make. NOTE : Interior Contractor must develop the Custom Design with 3M or equivalent make using the Graphics Vendor. The Film pattern should be matching in line with the Concept Presentation.				
	7.02	Wall Vinyl graphics (Single Room / Consultation Room / Cafeteria)				-
		Providing and fixing commercial grade Wall vinyl graphics of approved design / pattern of approved make on to already prepared base with recommended adhesive of approved make which have 100% washable, scratch resistance, peel proof, and fire retardant properties. NOTE : Interior Contractor must develop all the necessary Vinyl Graphics in required resolution using the Graphics Vendor. The Graphics should be matching in line with the Concept Presentation using Presets from the Vendor / Custom developed subject to Approval by Client / Architect.	Sqm	190		-
	7.03	Softboard panelling (Nurse Station)				-
		Providing and fixing softboard panelling made of 12mm ply cladde with 12mm thick Sitatex board / equivalent and finished with approved fabric. Basic cost of fabric @ Rs.150/- Meter. Edges to have angles over which fabric to be taken. Rate to include necessary boxing as per details.	Sqm	40		-
	7.04	White Board (Nurse Station)				-
		Providing and fixing White board (writing boards) of size 1000mm x 750mm at Nurses stations, fixed onto the walls with necessary screws and fittings all inclusive. Rate to include necessary boxing as per details.	Nos.	35		-
	7.05	Roller Blinds				-


Sl. No.	Item Code.	Description of Work	Unit	Quantity	Rate	Amount
		>Providing & fixing Roller blinds confirming to specifications, including spring mechanism >The Drive units -Shall be of moulded plastic with rectangular support pin and inserted into the tube end .It shall be driven by a ball chain pulley with ball chain and can be positioned at right hand or left hand side of the shade.The shade when lowering or raising ,shall be automatically locked in position upon release of the ball chain by means of built in friction lock. >End Plug-Shall be moulded of plastic with alocation pin .The plug shall be inserted into tube end.(Opposite to drive unit) >Support Brackets-Shall be of zinc plated steel & provided with moulded plastic covers and used in right hand or left hand positions differentiated by the acceptance of the rectangular drive unit support or the round idler plug pin. >Bottom Rails-Shall be stiffening element inserted into abottom rod pocket.The material may be timber ,PVC covered steel tube or VB bottom rail. >Ball Chain -Shall be 2mm diameter cord with 4.5mm diameter acetal balls moulded co-axially to it on 6mm pitch to form a endless ball chain .It is used for raising or lowering action of the shades. >Fabric 1) Basic material -100% antimicrobial - polyster - trnsculent 2) fabric weight -170g/sqm 3) Thickness -4mm 5) Finishing -Double side vinyl acetate, pigment coated >Light Fitness -Confirming to DIN54004/DIN EN ISO 105-B02>/5-6 >Shrinkage % ge-Confirming DIN 53892 B2 <0.5% > 1% Perforation factor - (Code- Solaric Fabric Panel-1%-Sol Series-001)	Sqm	240		-
	7.06	Guard Rail: (Corridors / Public Waiting Spaces) Providing and fixing PVC Guard Rail of approved make 200mm ht fixed at as per architect's drawings. Approved Make - Gradus WGS200 / Champagne or Equalent	Rm	65		-
	7.07	Corner Guard: (Wall Tile corners)				-
	a.	Supply and installation of 50mm "L" Stainless Steel angle Matt Anodized in approved finish - Gradus -SSCG5090D/U or equivalent, or Manufactured to match the finish with slot holes @ 300mm c/c, by means of approved screws / double sided tapes or as directed of approved make.	Rm	30		-
	b.	Supply and installation of 5mm x 5mm corner trim Aluminium Matt Anodized in approved finish - or equivalent, or Manufactured to match the finish, by means of approved screws / double sided tapes or as directed of approved make.	Rm	28		-
	7.08	Floor / Wall Rail System (Circular Columns in Reception / OPD Waiting Feature Wall / IPD Waiting Feature Wall): Supply and installation of 50mm Dia Wall or Floor mounted Rail system (as per site condition) on columns of 304 grade steel as directed of approved make - Gradus or equivalent.	Rm	11		-
	7.09	Aluminium suspended Curtain Tracks Supply & Fixing of Suspended aluminium Tracks of specified make and finish as per drawing, from true ceiling with necessary rods support and including finishing of respective grid/metal/gypsum ceiling all complete.	Rm	150		-
	7.10	Aluminium ceiling recessed curtain tracks Supply & Fixing of ceiling recessed aluminium track of specified make and finish as per drawing, with necessary support from true ceiling and including finishing of respective grid/metal/gypsum ceiling all complete.	Rm	190		-
	7.11	Mesh top Anti-Microbial Fabric Curtains				-



Sl. No.	Item Code.	Description of Work	Unit	Quantity	Rate	Amount
		Supply and Fixing of Curtains of Specified Quality and make, onto Tracks, all complete.	Sqm	790		-
	7.12	Display Boards / LED TV Supports: (Reception / Waiting Areas / Wards / Single Rooms)				-
		Providing & fixing MS SUPPORTS in 50mm X 50mm MS angle with base plate & anchor bolts for digital internal display board finished with approved paint to for specific Model of LED (LED sizes 32 inch to 65 inches) as per architect's specification, all complete..	Nos	QRO		-
	7.13	Transition Profile:				-
		Providing and fixing Matt anodised Aluminium Transition profile for carpet / vinyl / epoxy to any other flooring : 3mm thk. 20mm high, of approved make.	Rm	18		-
		Location :- At Junctions of Different types Flooring				-
	7.14	Floor Mat				-
		Providing & laying floor mat make 3M; model: second stage , Nomad 7150 colour : Grey basic rate 4520/-	Sqm	6		-
	7.15	Mirror - Consultation Room				-
		Providing and fixing 6mm mirror with 12mmply backing of size 600mm x 1200mm of approved make, fixed with screws as per details, all complete.	Nos	15		-
	7.16	Planter box: (excluding potted plants)				-
		450x600x450mm, made of BWR ply with 1mm laminate finish outside and 0.8mm inside, design as per architects detail drawings, to place potted plants of height of about - 1050mm to 750mm, Pebbles- cost inclusive of pebbels of approved colour - Grey, white, black. Sizes varyiyying from 25mm to 50mm. Basic cost 25 kg bags - 2500.	Nos	35		-
		1200x600x450mm, made of BWR ply with 1mm laminate finish outside and 0.8mm inside, design as per architects detail drawings, to place potted plants of height of about - 1050mm to 750mm, Pebbles- cost inclusive of pebbels of approved colour - Grey, white, black. Sizes varyiyying from 25mm to 50mm. Basic cost 25 kg bags - 2500.	Nos.	10		-
	7.17	Light Fixtures:				-
		Approved makes: Philips / Wipro/ Osram/ Lighting Technologies/ Ligman / Bajaj				-
		A) Reception Table Backdrop Track Lighting Set with 9 Spot Lights (18 W Spot Light - Track & Light Both)	Nos	1		-
		B) OPD Waiting Feature Wall Lighting Set (10 Spots) (15 W Spot Light - Track & Light Both)	NOs	QRO		-
		C) LED Strip Light (15W/RMT)	Rm	15		-
	7.18	SS Signage:				-
		A) Reception SS Logo + Lettering fixed on wall / paneling				-
		As per Concept Presentation & Specifications. Interior Contractor shall prepare detail shop drawings for all the Signages. Overall logo Size is ACCF logo - 2155mm x 1165mm	Nos	1		-
						-
		B) SS Signage (Emergency)	Nos	2		-
		Size : Height of each Lettering shall be 300mm				-
		C) Lift Lobby Floor Indication SS Signage	Nos	4		-
		As per Concept Presentation & Specifications. Interior Contractor shall prepare detail shop drawings for all the Signages. Size: Floor indication - 950mm x 950mm				-



Sl. No.	Item Code.	Description of Work	Unit	Quantity	Rate	Amount
						-
	7.19	Artefacts / Artist's Painting NOTE : The Interior Contarctor shall develop art work inline with the Interior Concept presentations and submit sample for Client / Architects approvals. Interior Contractor to engage Artist / Digital Prints on canvas coordination with Art supplier.				-
		Artwork - 1 - 900x1500mm	NOS	1		-
						
		Artwork - 2 - SS PLATE INCL detached SS Lettering - 750x1200mm as per detail drawing using SS plate	NOS	1		-
						
		Artwork - 4 (Artist's Painting- Printed on Canvas) (Waiting/ Emergency Room / LINAC / Consultation Room /) - 600X600MM	NOS	25		-
		  				
7.00	TOTAL FOR 7.00 MISCELLANEOUS WORKS					-
					Total For Part A	-
PART B						
1.00	LOOSE SEATS					



Sl. No.	Item Code.	Description of Work	Unit	Quantity	Rate	Amount
1.01	C1	<p>Stainless Steel Tandem Chairs (Reception / Radiotherapy / OPD Waiting / Emergency)</p> <p>-Steel Chair with PU Seat in shade as approved by Architect.</p> <p>Note : Total Seating capacity to be matched as per Furniture layout by Interior Contractor. Necessary Furniture layouts to be prepared by Interior Contractor.</p> <p>Make - Featherlite Model: Sleek Cushion Tandem SJ-820A-2 & 3 Seater or matching equivalent from Godrej / Durian / StyleSpa / Herman Miller / Wipro / Steelcase</p>				-
						-
	C1A	A) 2S	NOs	2		-
	C1B	B) 3S	NOs	47		-
	C1C	C) 4S	NOs	33		-
	C1D	D) 5S	NOs	10		-
1.02	C4	<p>Loose Chair - 1 (GF Reception/ GF Help Desk / Emergency Desk / Radiotherapy Desk)</p> <p>The single-lock synchro tilt mechanism creates a smooth and balanced feel in the upright and reclined position. Push/Pull the lever in/out to lock/unlock reclining at the upright position.</p> <p>Make : Featherlite - Model : Contact - High Back or matching equivalent from Godrej / Durian / StyleSpa</p>				-
			NOs	14		-
1.03	C5	<p>Loose Chair - 2 (Nurse's Station Chairs / OPD and IPD Lounge Help Desk Chairs/ ICU Chairs / Chemo Chairs)</p> <p>Centre Tilt Mechanism, Push/Pull the lever in/out to lock/unlock reclining at the upright position.</p> <p>Make : Featherlite - Model : Smartmesh Midback or matching equivalent from Godrej / Durian / StyleSpa</p>				-
			NOs	80		-
1.04	C6	<p>Loose Chair - 3 (Consultation Visitor)</p> <p>Wooden Chair W/ Leatherite Seat Finish.</p> <p>Featherlite Model-Dash B or similar from Godrej / Durian / StyleSpa.</p>				-




Sl. No.	Item Code.	Description of Work	Unit	Quantity	Rate	Amount
			NOs	65		-
1.05	C7	<p>Loose Chair - 4 (Consultation Doctor chair)</p> <p>Self Calibrating Mechanism- This mechanism adapts to your weight to offer the optimum resistance without needing manual adjustment.</p> <p>Multilock Synchro Mechanism. A superior multilock synchro tilt creates a smooth and balanced feel as you move from one position to the next. Push the left-side lever forward/backward to unlock/lock reclining at multiple positions. Adjustable Lumbar Support - The lumbar support promotes a healthy back posture. Allows for optimal lumbar support position for good back support and blood circulation. Move the lumbar support up/down to find your comfort position.</p> <p>Make: Featherlite Amaze HB (High Back) or matching equivalent from Godrej / Durian / StyleSpa / Herman Miller / Wipro / Steelcase</p>				-
			NOs	45		-
1.06	C13	<p>Cafeteria Chair - 3 (Dual Colour) (Visitor Café)</p> <p>Make: Featherlite - Model : Spirit - of Any Approved shade or equivalent.</p>				
			NOs	66		-
1.00	TOTAL FOR 1.00 LOOSE SEATS					-
2.00	OTHERS (TABLES & STORAGES)					
2.01	T5	Consultants Table				-



Sl. No.	Item Code.	Description of Work	Unit	Quantity	Rate	Amount
		<p>The worktop is made of 25mm thick prelaminated particle board with 2mm thick PVC Lipping on the edges. The worktop is supported on loop shape Metal Legs 50mm x50mm powder coated understructure with laminate panel. Side Storage body is a combination of 3 drawer pedestal unit and a hinged door unit and is s made of 18mm thick pre laminated partical Board conforming to IS:12823 and is hinged door unit . The back of the unit is made from 18mm prelaminated board. All the exposed edges are with 2mm PVC egde approved make banding and sealed edges are with 0.8mm thick PVC approved make edge banding. The top side and hinged shutters are sealed with 2mm thick PVC edge banding. Back the unit are assembled by knock down fitting such as Minifix and Dowels. All the hardware and Hinges are from Hettich/Ebco.Warranty 5 years.</p> <p>Make: M/s Featherlite Model: Float Cabin Laminate Finish - GREENLAM LAMINATES - 776 Java Teak or equivalent from Godrej / Durian / StyleSpa.</p>				-
			Nos	37		-
2.02	T2	Workstation L Shape				-
		<p>Curvilinear Workstion 1500 L x 600 W x 1200 L x 600 W x 1200mm Height (Table Top Ht. 750mm with overall Ht. 1200mm including partition) with pedestal unit Frame is 50 mm thick and made of Aluminium Extrusions of 1.2 mm to 1.5mm thickness. The System is complete hollow system with space for wire reticulation. All the frames will be duly power coated. All the frames are fastened together by means of M6 NUTS & BOLTS. All the frames are fitted with M10 leveling bolts, board. Race way -The race way cover are sliding type and are integrally fitting inside frame and are made out of 0.8mm-1mm thick CRCA steel & powder coated. The electrical raceway can be provided below worktop or above worktop. The partition has two integrated raceway provided one at skirting level and another at the work surface level thus ensuring separation of power and networking cables. The free space available within raceway accommodates power, data and communication cables. The cable can be taken into the frame from the floor from the bottom. Tiles : Fabric Tile; constructed out of 5mm thick Medium Density Fiber Board(MDF) and covered with Fabric of choice. Laminate Tile; constructed out of 0.8 mm CRCA sheet and laminated Medium Density Fibre Board(MDF) Bottom Row of steel Tile; Made out of 5mm-8mm thick thick pre-laminated Medium Density Fiber Board (MDF) Bottom Row of steel Tile ; Constructed finished in epoxy powder coating. Can be given with plain /perforations/embossed finishes Magnetic tile; Constructed out of 0.8mm Galvanized sheet and covered with fabric of choice. Whiteboard marker tile; Made out of 4mm MDF with 1mm glossy highly wear resistant face laminate-Total thickness is 5mm. Table tops are of 25mm thk pre-laminated particle boards conforming to IS:12823 Interior Grade. All Worktops to have Metal Insets for fixing screws. Specially designed powder coated M.S brackets having 2mm thickness fixed to the partition frame support the tabletops. Sealed edge in table tops are with 2mm thick PVC edge banding on working side and 0.8mm thick edge banding on non working side. Legs are made of powder coated steel 50mmx50mm section. Cross Member are in CRCA steel and the Beam is made of MS of 1.5mm thicknees in powder coated finish of 50 microns thicknees -Each workstation has 3D rawner pedestal unit of size 400mm L x 450mm D x 680 mm made up of 18mm thk prelam particle board conforming to IS:12823 Interior Grade with 3 Drawer (2 Drawer + 1 Filing) with roller side machanism for 2 Drawers and Ball bearing slide for 1 Filing unit. Warranty 10 years.</p> <p>M/s Featherlite Model: Collaborate - L Shaped Laminate Finish - GREENLAM LAMINATES - 776 Java Teak Paint shade: RAL 9016 Traffic White or matching equivalent from Godrej / Featherlite / Durian / StyleSpa / Herman Miller / Wipro / Steelcase / HNI India. Interior Contractor must prepare detailed shop drawings for Furniture layout in scale deatiling out the Workstation arrangement as per Vendor details.</p>				-


Sl. No.	Item Code.	Description of Work	Unit	Quantity	Rate	Amount
			Nos	18		-
2.03	T9	Workstation 2				
		<p>Curvilinear Workstion 2000 L x 750 W x 1200mm Height (Table Top Ht. 750mm with overall Ht. 1200mm including partition) with pedestal unit Frame is 50 mm thick and made of Aluminium Extrusions of 1.2 mm to 1.5mm thickness. The System is complete hollow system with space for wire reticulation. All the frames will be duly power coated. All the frames are fastened together by means of M6 NUTS & BOLTS. All the frames are fitted with M10 leveling bolts, board. Race way -The race way cover are sliding type and are integrally fitting inside frame and are made out of 0.8mm-1mm thick CRCA steel & powder coated. The electrical raceway can be provided below worktop or above worktop. The partition has two integrated raceway provided one at skirting level and another at the work surface level thus ensuring separation of power and networking cables. The free space available within raceway accommodates power, data and communication cables. The cable can be taken into the frame from the floor from the bottom. Tiles : Fabric Tile; constructed out of 5mm thick Medium Density Fiber Board(MDF) and covered with Fabric of choice. Laminate Tile; constructed out of 0.8 mm CRCA sheet and laminated Medium Density Fibre Board(MDF) Bottom Row of steel Tile; Made out of 5mm 8mm thick thick pre-laminated Medium Density Fiber Board (MDF) Bottom Row of steel Tile ; Constructed finished in epoxy powder coating. Can be given with plain /perforations/embossed finishes Magnetic tile; Constructed out of 0.8mm Galvanized sheet and covered with fabric of choice. Whiteboard marker tile; Made out of 4mm MDF with 1mm glossy highly wear resistant face laminate-Total thickness is 5mm. Table tops are of 25mm thk pre-laminated particle boards conforming to IS:12823 Interior Grade. All Worktops to have Metal Insets for fixing screws. Specially designed powder coated M.S brackets having 2mm thickness fixed to the partition frame support the tabletops. Sealed edge in table tops are with 2mm thick PVC edge banding on working side and 0.8mm thick edge banding on non working side. Legs are made of powder coated steel 50mmx50mm section. Cross Member are in CRCA steel and the Beam is made of MS of 1.5mm thicknees in powder coated finish of 50 microns thicknees -Each workstation has 3D rrawer pedestal unit of size 400mm L x 450mm D x 680 mm made up of 18mm thk prelam particle board conforming to IS:12823 Interior Grade with 3 Drawer (2 Drawer + 1 Filing) with roller side machanism for 2 Drawers and Ball bearing slide for 1 Filing unit. Warranty 10 years.</p> <p>M/s Featherlite Model: Collaborate</p> <p>Laminate Finish - GREENLAM LAMINATES - 776 Java Teak Paint shade: RAL 9016 Traffic White or similar from Godrej. Interior Contractor must prepare detailed shop drawings for Furniture layout in scale deatiling out the Workstation arrangement as per Vendor details Furniture makes : Godrej / Featherlite / Durian / StyleSpa / Herman Miller / Wipro / Steelcase / Equivalent</p>				-
			Nos	15		-
2.04	T3	Conference table				-

Sl. No.	Item Code.	Description of Work	Unit	Quantity	Rate	Amount
		<p>10 seater</p> <p>Providing and placing Meeting Room table 10 Seater in "U" Shape in "Trent" Table Tops- Available in standard modules 1500mm Lx 750mm D, made of 25mm thick postformed partlice Board with waterfall top edges finished in postlaminated finish for better aesthetics and long lasting use. Understructure - Legs made of 18mm thick standard Black colour prelaminated particle Board panels interconnected with 18mm thick standard Black matt colour pre- Laminated modesty panels with height adjustable levels to take care of uneven floors. Wire management-concealed wire management to take care of basic wiring requirements both horizontally and vertically. Cable Tray is mounted on the inner side of modesty panel for horizontal wire carrying. Vertical wire management is through flexible vertical wire manager. Slots for Mounting data and Electric Switches and Sockets are provided on cover section of Cable Tray. Standard table top height- 750mm. Designed for Flexibility through modular Construction , Postformed curvica Finish Tops for Elegent and classic Looks. Provision for easy wire management, radeable/reconfigurable for future needs. Corners are provided in Black paint MDF Surface in 25mm thicknees. Corners are supported on 63.5mm painted Metal pole with Leveller for Height Adjustment. Warranty 5 years.</p>				-
			Nos	1		-
2.05		Conference table				-
		<p>Standard 8 seater sizes to be followed. Interior Contractor to prepare detailed Furniture layout drawings as per Interior planning. Approved makes : Godrej / Featherlite / Durian / StyleSpa / Herman Miller</p>	Nos	1		-
2.06		<p>Cafeteria Table</p> <p>Providing and supplying 20-25mm thick ISOTOP tables with table top fixed onto SS (brush finished) square tubes min. 50 x 50mm understructure with necessary bush and accessories etc. All complete.</p> <p>Make Featherlite Model - Café chrome ISOTOP or Similar equivalent from Godrej / Featherlite / Durian / StyleSpa</p>				
						
	T8A	A) 4S		9		
2.07	S1	Lockers				-

Sl. No.	Item Code.	Description of Work	Unit	Quantity	Rate	Amount
		<p>Providing and supplying steel single Tower Locker Cabinets of approved make & model with in-built Locks having dimension of 1800mm H x 460mm D x 390mm W made of 0.8mm thick CRCA sheet duly powder coated to thicknesses of 40-60 micron. Each vertical unit has SIX Nos Locker unit. Each unit has independent door with concealed hinges and 7 lever cam lock and label holder the product has leveler for good ground support. All the components are finished 40 to 50 microns thick epoxy polyester powder coating oven baked at 180 to 200 deg.C. The above furniture should be as per specification and sample approved by client.</p> <p>Make: Featherlite Model : C/G - LSS60-1 , Locker Single column - 6 door starter + add-on units with lock&key / Padlock provision or equivalent from Godrej / Durian / StyleSpa / Herman Miller / Wipro / Steelcase. Note: Detail layout drawing to be prepared by Interior Contractor as part of Furniture layouts.</p>				-
			Nos	25		-
2.08	S3	Full height storage				-
		<p>Providing and placing prelaminated particle board storage of size 900mm (L) x 450mm(W) x 2100mm (ht) with 2 eq. openable doors. Prelaminated ply board of 19mm thick as a storage unit on both sides, top & bottom panel with 25mm thk. pre laminated ply board as intermediate shelves of 6 Nos at Equal Distance with necessary support to hold the shelf and with openable dual shutter with 19mm thk prelaminated ply board with necessary hardware like Lock, Handle , Towerbolt etc. All the exposed edges are with 2mm PVC edge approved make banding and sealed edges are with 0.8mm thick PVC approved make edge banding. The top side and hinged shutters are sealed with 2mm thick PVC edge banding. The unit are assembled by knock down fittings such as Minifix and Dowels. All the hardware and hinges are from Hettich/Ebco. Storage has Brushed SS finish handles and lock. Warranty 5 years.</p>				-
			Nos	88		-
2.09	S4	Low height storage				-
		<p>Providing and placing prelaminated particle board storage of size 900mm (L) x 450mm(W) x 1660mm (ht) with openable doors, made up of 18mm thick prelaminated particle board with PVC edge banding and locking arrangement. Storage body is made of 18mm thick pre laminated particle board conforming to IS:12823 Interior Grade. The back of the unit made from 18mm prelaminated board. All the exposed edges are with 2mm PVC edge approved make banding and sealed edges are with 0.8mm thick PVC approved make edge banding. The top side and hinged shutters are sealed with 2mm thick PVC edge banding. The unit are assembled by knock down fittings such as Minifix and Dowels. All the hardware and hinges are from Hettich/Ebco. Storage has Brushed SS finish handles and lock. Warranty 5 years.</p>				-

Sl. No.	Item Code.	Description of Work	Unit	Quantity	Rate	Amount
			Nos	13		-
2.10	S9	STEEL RACKS M.S. SLOTTED ANGLE RACK OF SIZE 1800 X 500 X 2100				-
		<p>Providing and supplying M.S Slotted angle racks of size 1800mm x 500mm x 2100mm (Ht) of approved make, with powder coated finished (50 microns thickness) MS slotted angle framework of necessary sections. 5nos. of racks shall be made out of CRCA sheets with necessary frames and with powder coated finish (50 microns thickness), fixed onto the framework. For a load capacity of upto 50kg per rack. Rate shall include all necessary fittings & hardware etc all complete for the item.</p> <p>Furniture makes : Godrej / Featherlite / Durian / StyleSpa / Herman Miller / Wipro / Steelcase / Equivalent</p>				-
			Nos	18		-
2.11	CT1	SINGLE COT (HOSTEL ROOMS)				-
		<p>Providing and supplying Single Hostel cot of approved make & model of min. size 900 mm x 1950 mm made out of MS powder coated finish of 50 microns thickness framework of 50mmx50mm sections. Necessary bedstead members to comfortably support the mattress with all necessary fittings, floor bush etc all complete.</p> <p>Including supply of 5 inch thick coir mattress of good quality to be provided.</p> <p>Approved makes : Godrej / Featherlite / Nilkamal / Durain / Stylesspa.</p> <p>Mattress - Approved make : Kurlon</p>				-
			Nos	22		-
2.12	ST	STUDY TABLE WITH DRAWERS (HOSTEL ROOMS)				-
		<p>Providing and supplying Study table of size 900mm x 600mm x 750mm(Ht) made out of 25mm thk. pre laminated ply on top & sides with factory fit PVC edge banding / Post formed top surface. Study table to have two drawers made of 18mm thick pre laminated ply board, with individual locking system. Rate shall include all necessary accessories / hardware like locks, telescopic chanel, SS brush finished handle, floor bush etc. of approved brands all complete. Of approved makes.</p> <p>Makes: Nilkamal - Model : Milford Office Table or Godrej - Trident Junior or Similar from Godrej /Featherlite/ Durian / StyleSpa as per Client Approval</p>				-

Sl. No.	Item Code.	Description of Work	Unit	Quantity	Rate	Amount
			Nos	22		-
2.13	HS1	WARDROBE FOR HOSTELS (HOSTEL ROOMS)				
		<p>Providing and supplying Storage Wardrobe of size 900mm x 500mm x 1900mm(Ht) with carcass & shutters made out of 18mm thk comercial ply finished with 1mm thk Laminate outside & 0.8mm laminate inside with factory fit edge banding. With necessary shelves formed of 19mm ply finished with 0.8mm laminate , dress hanger rod provided inside. Shutters shall be provided with necessary hardwares like spring loaded hinges, tower bolts, SS handles and locks etc., of approved make and quality. Makes: Godrej /Featherlite/ Durian / StyleSpa as per Client Approval</p>	Nos	22		-
						-
2.14	CD	CLASSROOM CHAIRS (DESKLET)				
		<p>Supplying and providing Desklet chairs for Training / classroom with: Backrest-Injection molded polypropylene with integral steel cantilever springs. The combination of the slotted polypropylene back and the spring steel provides a supportive flexing back. Springs are nominal 4.5mm diameter chrome silicon valve spring wire. Molded urethane foam is attached to an injection - molded polypropylene seat board, then upholstered using a draw- string process. The assembled seat pad is attached to the seat by means of hidden fasteners. Note: upholstered seat is required with translucent poly backs. Seat-Injection-molded polypropylene seat attached directly to the structure. Underseat structure-support structure is die-formed 13 -gauge steel welded to a 1" O.D x 14- gauge tubular steel cross member . Frame Finish Baked on, electrostatically-applied 30 gloss epoxy powder-coating. Writing Tablet- Writing Tablet made of 18mm thick ply Board Both side Laminated and Fixed to tandem Base. The Writing Tablet is movable to allow person to sit and Exit. Warranty 3 years. Makes: Featherlite-Raddon WD or similar from Godrej / Durian / Style spa / Equivalent as per Client approval.</p>				

Sl. No.	Item Code.	Description of Work	Unit	Quantity	Rate	Amount
		<div> <small>Raddon WD</small></div>	Nos.	28		
2.00	TOTAL FOR 2.00 OTHERS (TABLE & STORAGES)					-
Total For Part B						-
GRAND TOTAL FOR PART A AND PART B						-